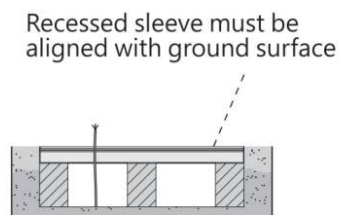




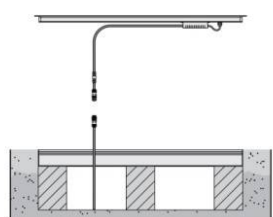
Step 1



Step 2

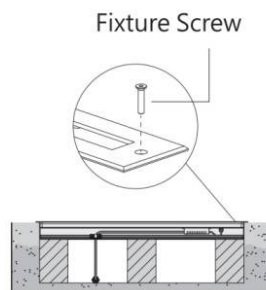


Step 3



Connect the power cable

Step 4



### Wiring diagram

High voltage on/off fitting: refer to the following recommended wiring method

Example of wiring:



--